



2012 Distinguished School

## 2012-13 School Quality Snapshot

### Environmental Academy of Research Technology and

Conejo Valley Unified

2626 Michael Dr., Newbury Park, CA 91320

Grades Offered: K-5

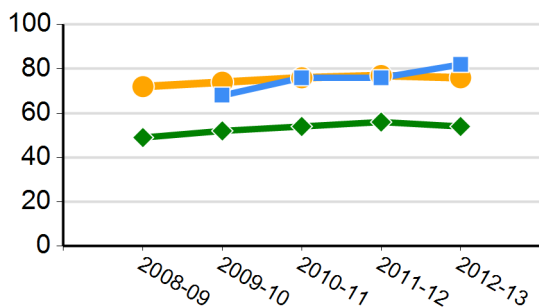
Enrollment: 533

Charter: No

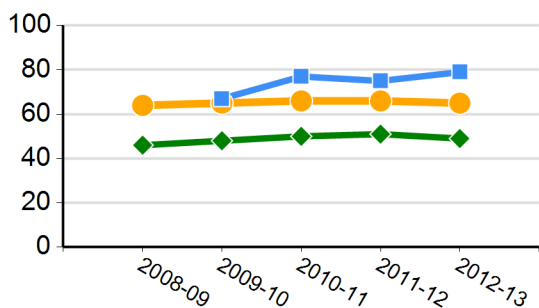
Title I Funded: No

CDS Code: 56-73759-0119396

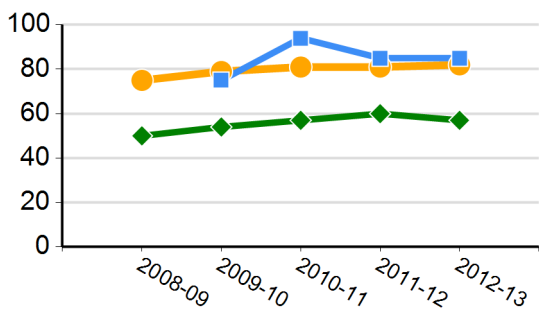
**CST English-language Arts Results**  
(percent proficient and above)



**CST Mathematics Results**  
(percent proficient and above)



**CST Science Results**  
(percent proficient and above)



### California's Academic Performance Index (API)

2013 Growth API	<b>915</b>
Growth from Prior to Current Year	<b>26</b>
Met Schoolwide Growth Target	<b>Yes</b>
All Student Groups Met Target	<b>Yes</b>
2012 Base API State Rank	<b>9</b>
2012 Base API Similar Schools Rank	<b>2</b>

### API Subgroup Performance - 2013 API Growth

	Met Target	Growth
African American or Black		--
American Indian or Alaska Native		--
Asian		--
Filipino		--
Hispanic or Latino	Yes	40
Native Hawaiian or Pacific Islander		--
White	Yes	5
Two or More Races		--
English Learners	Yes	41
Socioeconomically Disadvantaged	Yes	60
Students with Disabilities		--

Green = Student group met target  
 Red = Student group did not meet target  
 Blue = Student group is not numerically significant  
 -- = Not enough students to report

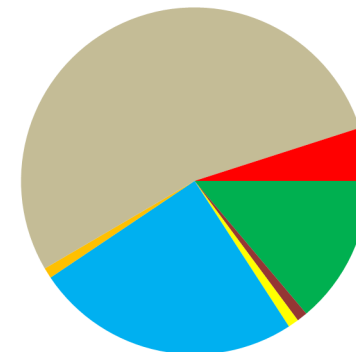
#### CHART LEGEND:

■ SCHOOL    ● DISTRICT    ◆ STATE

**CST:** CA Standards Test    **CDS:** County-district-school

School and/or district information will not be displayed when data are not available or when data are representing fewer than 11 students.

**2012-13 Enrollment by Race/Ethnicity**

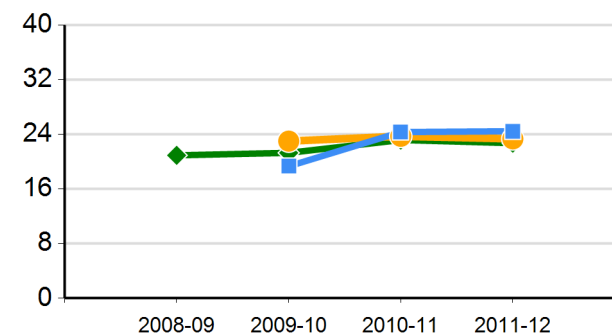


■ American Indian or Alaska Native	■ Hispanic or Latino
■ Asian	■ African American or Black
■ Native Hawaiian or Pacific Islander	■ White
■ Filipino	■ Two or More Races
	■ Not Reported

**2012-13 Subgroup Enrollment**

English Learners	24%
Socioeconomically Disadvantaged	22%
Students with Disabilities	8%

**Average Class Size**





2012 Distinguished School

# 2012-13 School Quality Snapshot

## Environmental Academy of Research Technology and

Conejo Valley Unified

2626 Michael Dr., Newbury Park, CA 91320

Grades Offered: K-5

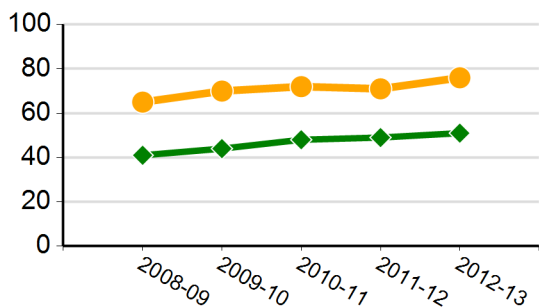
Enrollment: 533

Charter: No

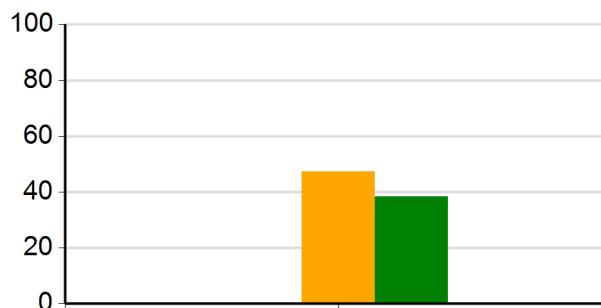
Title I Funded: No

CDS Code: 56-73759-0119396

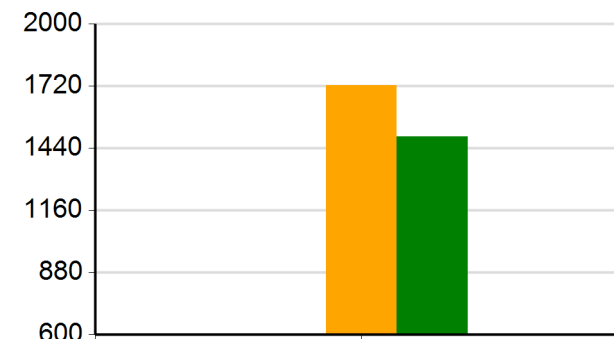
### CST History/Social Science Results (percent proficient and above)



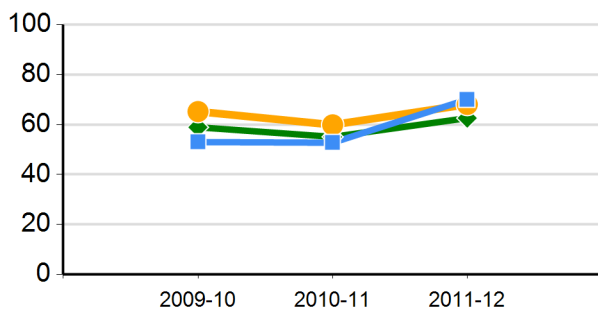
### Percentage of 2011-12 Graduates Meeting University of California "a-g" Requirements



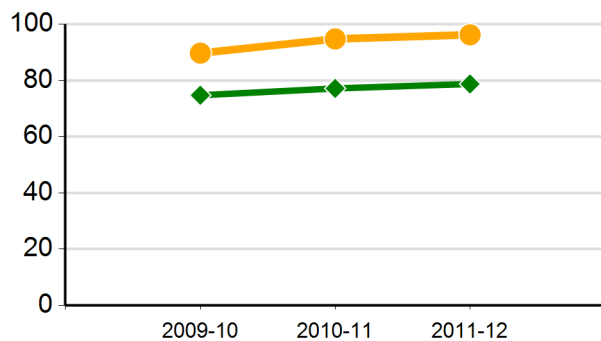
### 2011-12 Average SAT Score



### Percentage of English Learners Making Progress in Learning English



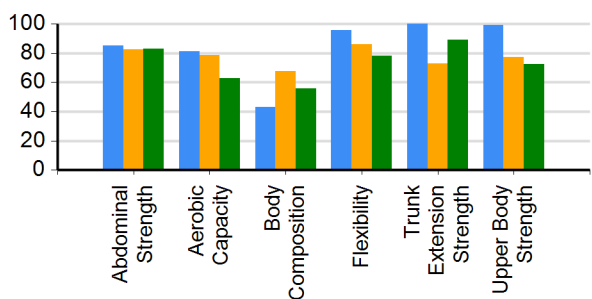
### Cohort Graduation Rate\*



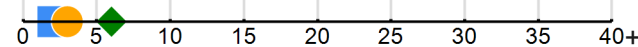
### CAHSEE English-Language Arts Grade 10 Passing Rate



### Percentage of Students in the Healthy Fitness Zone in 2011-12



### 2011-12 Suspensions and Expulsions as a Percentage of Enrolled Students



#### CHART LEGEND:

■ SCHOOL ● DISTRICT ◆ STATE

\* Only three years of data are available

CAHSEE: CA High School Exit Examination

CST: CA Standards Test

School and/or district information will not be displayed when data are not available or when data are representing fewer than 11 students.

### CAHSEE Mathematics Grade 10 Passing Rate

